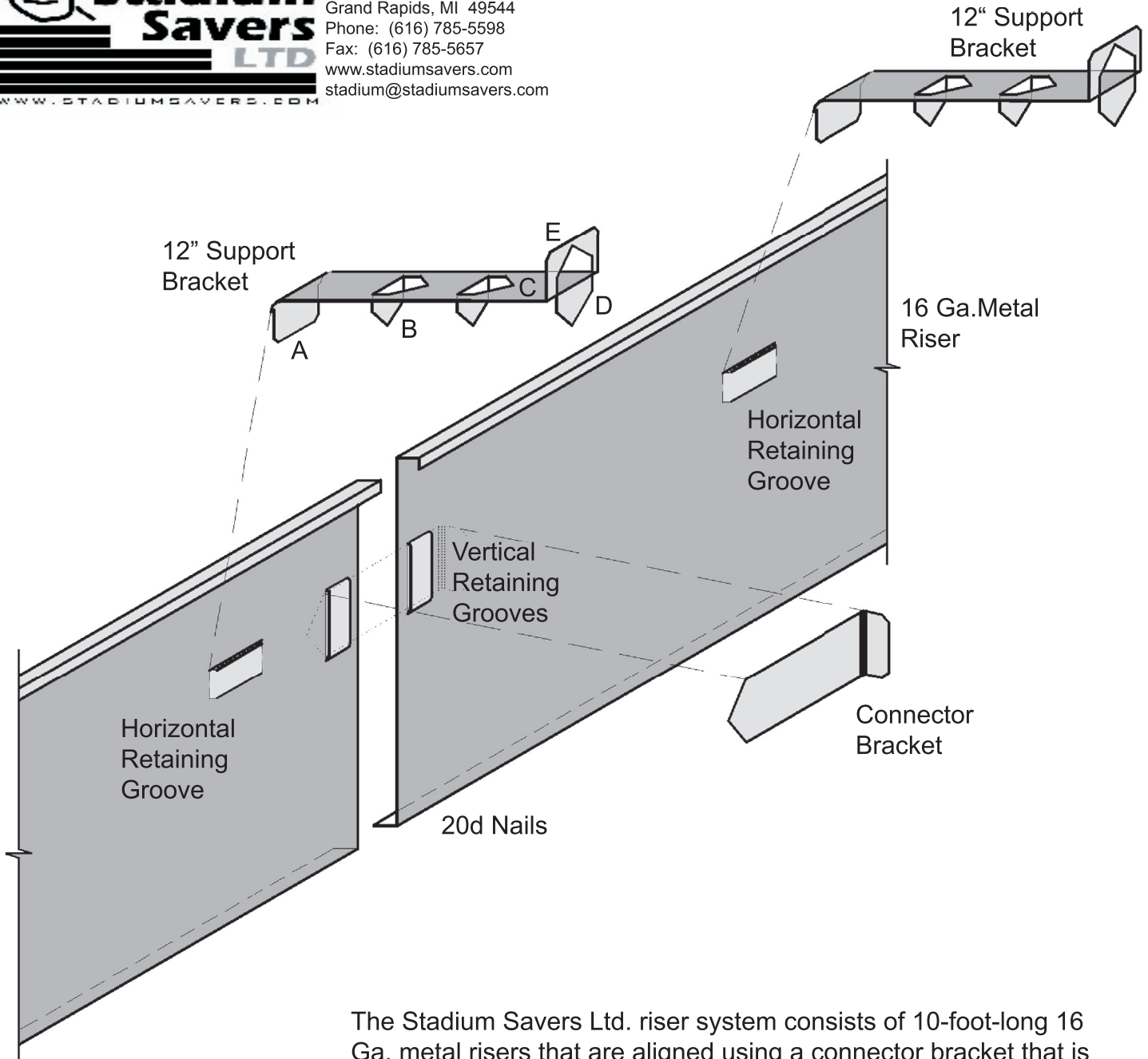
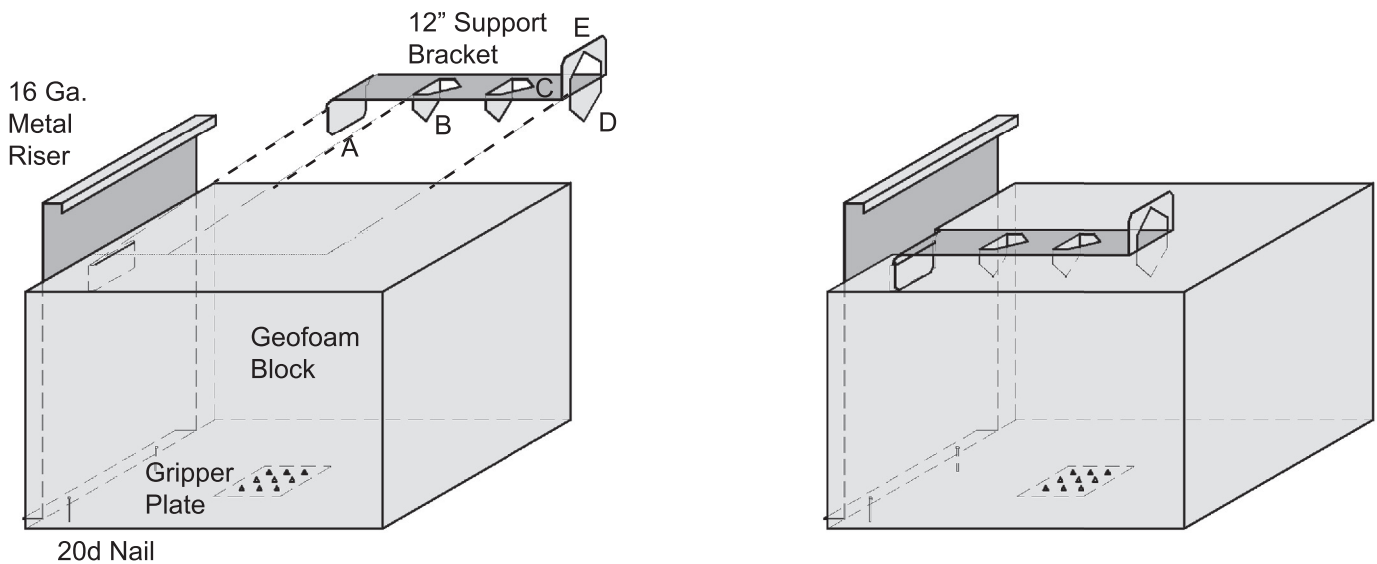




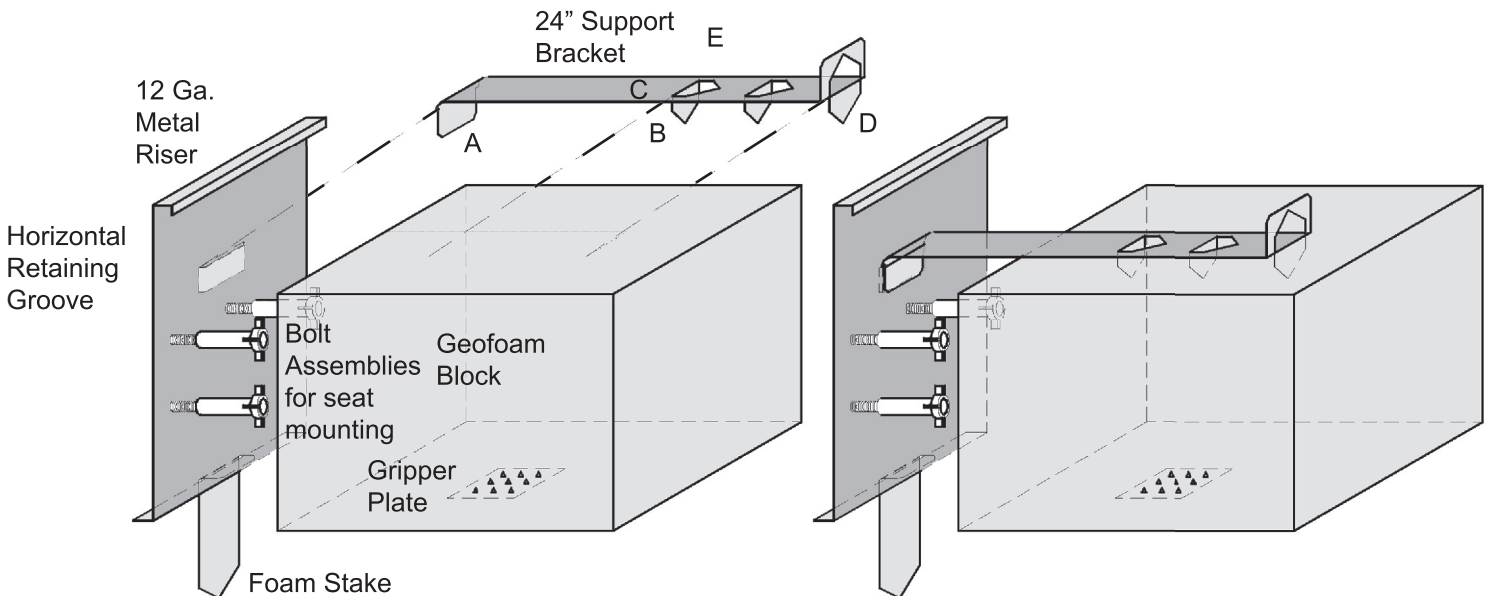
550 3 Mile N.W.
Grand Rapids, MI 49544
Phone: (616) 785-5598
Fax: (616) 785-5657
www.stadiumsavers.com
stadium@stadiumsavers.com



The Stadium Savers Ltd. riser system consists of 10-foot-long 16 Ga. metal risers that are aligned using a connector bracket that is pressed into vertical retaining grooves. Likewise, tab "A" of each retaining bracket is pressed into the horizontal retaining groove. The assembled system is then anchored to the Geofoam blocks by either the riser or platform mount method (described on the opposite side of this page). The holes in the bottom of the metal riser receive 20d nails (by others) to maintain proper alignment.



Platform Mount System - The metal riser and bracket assembly are placed in front of the Geofoam. Tab “A” of the support bracket is pressed into the punched horizontal retaining groove of the metal riser. Tab “B”, “C”, and “D” are then pressed into the top surface of the Geofoam blocks. Tab “E” acts as an anchor for the concrete that will be poured on top of the Geofoam blocks. The gripper plates are shipped with the foam, and provide stabilization between successive layers of Geofoam blocks. Stadium Savers Ltd recommends that three gripper plates be used per block. Locate one gripper plate within 6 inches of the front-middle edge of the Geofoam block. The remaining two gripper plates should be placed at each end of the Geofoam block, within 6 inches of the front and side.



Riser Mount System - The metal riser and bracket assembly are placed in front of the Geofoam. Tab “A” of the support bracket is pressed into the punched horizontal retaining groove of the metal riser. Tab “B”, “C”, and “D” are then pressed into the top surface of the Geofoam blocks, allowing space for vertical concrete for riser mounting of the seats and support of the metal riser. Tab “E” acts as an anchor for the concrete that will be poured on top of the Geofoam blocks. When concrete is poured behind the risers, foam stakes are used in lieu of 20d nails and inserted into the Geofoam so that the 1 inch lip is resting on the bottom leg of the riser. Gripper plates installed per instructions for platform mount system.

For ease of installation, in addition to our standard riser mount system, Stadium Savers Ltd. can provide pre-punched risers and bolt assemblies for field mounting of seats. Prior to the concrete pour, bolt assemblies are to be inserted into pre-drilled holes in the metal riser.